

## ISTRUZIONI PER L'APPLICAZIONE DEL PRODOTTO

### 1 PREPARAZIONE DEI SUPPORTI

Per ottenere risultati ottimali è necessario pulire accuratamente la superficie da trattare, asportando le vecchie pitture non perfettamente aderenti.

In caso di supporti friabili o incoerenti applicare una mano di Fondo 2000.

Essiccazione 12/24 ore.

### 2 APPLICAZIONE DI ART DECOR FONDO

Applicare uno strato di Art Decor Fondo, usando un rullo a pelo corto.

Resa di Art Decor Fondo: 10 m<sup>2</sup>/lt

Sovrapplicazione: 4-6 ore a seconda della temperatura ambientale.

### 3 APPLICAZIONE DI ARONA

Il metodo di applicazione ed il tipo di attrezzo usato (pennello, tampone, spugna e guanto) permettono di ottenere innumerevoli finiture. La resa varia secondo il metodo applicativo, il tipo di attrezzi usati e il supporto, ciò può dare origine ad effetti cromatici differenti.

Il prodotto ha un tempo di essiccazione lungo per facilitare la lavorazione, tuttavia per evitare giunte o sovrapplicazioni si consiglia di non interrompere il lavoro a metà parete. Non applicare mai ad una temperatura inferiore ai 5°C e superiore ai 30°C.

## USAGE INSTRUCTIONS

### 1 SURFACE PREPARATION

To obtain the best results, the surface to be treated must be cleaned thoroughly, removing old paint and loose material (not perfectly bonded). When working with cracking or unbonded surfaces, apply one coat of Fondo 2000.

Drying 12/24 hrs.

### 2 APPLICATION OF ART DECOR FONDO

Apply one coat of Art Decor Fondo, using a short fibre roller.

Coverage of Art Decor Fondo: 10 m<sup>2</sup>/lt

Recoatings: after 4-6 hours depending on the ambient temperature.

### 3 APPLICATION OF ARONA

The application method and type of tools used (brush, sponge, glove and pad), allows to achieve an wide range of finishes and effects.

Coverage varies according to application method, type of tools used, and substrate. The product's drying time is long to facilitate working, however, to avoid joints or recoating signs we suggest that you shouldn't interrupt the application while wall is incomplete. Never apply at temperature below 5°C or over 30°C.

## CONSEIL DE MISE EN ŒUVRE DU PRODUIT

### 1 PRÉPARATION DES SUPPORTS

Pour obtenir de meilleurs résultats il faut bien nettoyer la surface à traiter, en enlevant les anciennes peintures qui n'adhèrent plus.

Dans le cas de supports qui s'effritent ou qui sont irréguliers, appliquer une couche de Fondo 2000.

Séchage 12/24 heures.

### 2 APPLICATION DE ART DECOR FONDO

Appliquer une couche de Art Decor Fondo, en utilisant un rouleau à poil court.

Rendement Art Decor Fondo: 10 m<sup>2</sup>/lt

Recouvrable: 4-6 heures selon la température ambiante.

### 3 APPLICATION DE ARONA

La méthode d'application et le genre d'outil employé (pinceau, tampon, éponge naturel et gant) permettent d'obtenir plusieurs types de finitions.

Le rendement change en fonction de la méthode d'application, du genre d'outils utilisé et du support qui peuvent donner des effets chromatiques divers.

Le produit a un temps ouvert très long pour faciliter sa mise en oeuvre, toute fois pour éviter des marques ou de reenduisage, nous conseillons de ne pas interrompre les travaux à demi paroi. N'appliquer jamais à une température inférieure à 5°C et supérieure à 30°C.

## INFORMAZIONI TECNICHE

RESA: circa 10-15 m<sup>2</sup>/lt

PULIZIA ATTREZZI: acqua e sapone

TEMPERATURA DI STOCCAGGIO: +5°C/+35°C

PRONTO ALL'USO

ATTREZZI: pennello, tampone, spugna e guanto

## TECHNICAL INFORMATION

COVERAGE: about 10-15 m<sup>2</sup>/lt

TOOLS CLEANING: water and soap

STORAGE TEMPERATURE: +5°C/+35°C

READY TO USE

EQUIPMENT: brush, pad, sponge and glove

## INFORMATION TECHNIQUE

RENDEMENT: environ 10-15 m<sup>2</sup>/lt

NETTOYAGE DES OUTILS: eau et savon

TEMPÉRATURE DE STOCKAGE: +5°C/+35°C

PRÊT À L'EMPLOI

APPLICATION AVEC: pinceau, tampon, éponge et gant



Boero Bartolomeo S.p.A

I - 16121 Genova - Via Macaggi, 19 - Tel. +39 010.5500.1 - Fax +39 010.5500.305  
www.boero.it - email: sales.boero@boero.it

MADE IN ITALY


P099946400001000



8010569820106



# ARTDECOR



## ARONA

FINITURA AD EFFETTO VELATURA |  
GLAZED EFFECT | EFFET ESSUYÉ |



ARTDECOR  
ARONA

FINITURA AD EFFETTO VELATURA  
GLAZED EFFECT  
EFFET ESSUYÉ



EFFETTO PENNELLATO - ARONA 25



EFFETTO SPUGNATO - ARONA 31

Tutte le tinte riportate sulla presente cartella sono da considerarsi puramente indicative  
All colors shown on this colour card are merely indicative  
Toutes les couleurs présentées sur ce tableau sont à titre indicatif




ARONA 48




ARONA 60




ARONA 67




ARONA 49



ARONA 66



ARONA 68




ARONA 36



ARONA 65



ARONA 63



ARONA 28




ARONA 27




ARONA 64



ARONA 21



ARONA 19



ARONA 55




ARONA 41




ARONA 59




ARONA 62




ARONA 42




ARONA 18




ARONA 61




ARONA 24




ARONA 14




ARONA 53



ARONA 38



ARONA 37



ARONA 57




ARONA 45



ARONA 46




ARONA 16



ARONA 51



ARONA 15



ARONA 54



ARONA 50




ARONA 30




ARONA 56



ARONA 32



ARONA 22



ARONA 12



ARONA 44




ARONA 23




ARONA 52




ARONA 70



ARONA 17




ARONA 26



ARONA 69



ARONA 71



ARONA 58